

THE **BUSHNELL**



MORTENSEN HALL

166 Capitol Avenue

Hartford, CT 06106

**The Bushnell Box Office:
Phone (860) 987-5900**

**Administrative Offices:
Phone (860) 987-6000**

CONTACT INFORMATION

PROGRAMMING

Patrick Langevin

Associate Vice President, Programming

Phone: 860-987-6073

E-mail: PLangevin@Bushnell.org

Tom Sessa

Director, Programming

Phone: 860-987-6039

E-mail: TSessa@bushnell.org

FRONT OF HOUSE / MERCH

Catt Gruszka Vadala

Senior Manager, Front of House

Phone: 860-987-6033

E-mail: CGruszka@bushnell.org

EVENT SERVICES

Charlie Myers

Senior Director, Events & Patron Services

Phone: 860-987-6024

E-mail: CMyers@bushnell.org

PRODUCTION

Michael Sivo

Technical Director

Phone: 860-987-6063

Cell: 860-819-1347

E-mail: MSivo@bushnell.org

Dani O'Callahan

Senior Coordinator, Production

Phone: 860-987-6057

E-mail: DOCallahan@bushnell.org

MARKETING & PROMOTION

Alex Page-Hatley

Director, Marketing

Phone: 860-987-6082

E-mail: APageHatley@bushnell.org

BOX OFFICE

E-mail: BoxOfficeManagers@bushnell.org

This will go to all of our Box Office Managers and ensure the most prompt response

THE BUSHNELL CENTER FOR THE PERFORMING ARTS

Mortensen Hall

The striking art-deco interior of the 2,799-seat Mortensen Hall stands in contrast to its conservative exterior. The Bushnell is the first performing arts center outside of New York to receive the Best of Broadway Award in 1994. The center panel of the ceiling in Mortensen Hall is the largest hand-painted ceiling mural in the United States entitled Drama painted by Barry Faulkner in 1929 with a group of Prix De Rome artists.

THEATER CAPACITY

Total:	2799
Orchestra:	1117 (deduct 77 seats if orchestra pit is used)
Mezzanine:	988
Balcony:	652
Accessible/Wheelchair:	8
Sensory Impaired:	6 (Held in 1 st two center rows)
Companion Seating:	28

STAGE

Proscenium:	Width 47', height 28', depth 39'
Deck:	Wood, flat, 3'6" above orchestra floor
Specifications:	Center-line to off stage-right wall 37'; SR clear fly space 30' SR fly rail raised 24' floor to fly floor Center-line to off stage-left clear fly space 35', additional SL Wing space to wall 23' SL overhead clearance 30'-0' Apron edge to proscenium 2'1"; Foots to rear wall 41' Floor to grid 68'; Pipe run 62' Counterweight loading on grid/52,000 lbs available 52 line sets, hemp sets and single lines also available FOH rigging points available upon request (typical Phantom format)
Pit Elevator:	At stage level pit extends 13'11" at center of crescent-shaped apron At auditorium level it will accommodate 77 seats At orchestra pit level it will accommodate approximately 45 musicians Travel range is from stage level to 14' below stage to wardrobe room and storage area
Annex Elevator:	8' x 5', access to understage and stage.
Loading Doors:	Upstage center 9' wide x 18' high, Stage left - 9' x 20' Stage right - 9' x 12'
Loading Docks:	Access from Trinity Street (west side), will accommodate two 45' trailers, at stage level, door 8' x 10'.
Drapes:	Grand drape Maroon in Color (guillotine only with center split) White Cyclorama (30' x 60') Black Scrim (30' x 60')

White Scrim (30' x 60')
2- Full Stage Black Velour Drop 2 pieces (30' x 30' each)
6 sets of Black Velour legs (15' x 30') and 6 Matching Borders
(12'x 60')

Risers: 24 - 32" x 8' x 8" 4 - 4' x 8' x 8"
 24 - 32" x 8' x 16" 4 - 4' x 8' x 16"
 6 - 32" x 8' x 24" 36 - 4' x 8' x 24"
 24 - 4' x 8' x 32"

Concert Shell: Approximately 1500 square feet, accommodates
 Approximately 120 musicians, overhead white lighting,
 converts to half and quarter (recital) shell

Music Stands / Chairs: 100 music stands with clip lights, 120 chairs

Pianos: 1 - 9' Steinway D
 1 – Yamaha C5SE 6'7"
 2 – Yamaha U1SE 48" Upright

STAGEHANDS

IATSE, Local 84

*Minimum Call: 5-man crew (Carpenter, Props, Electrician, Fly, C/L)
4 hours in, performance, 4 hours out*

Michael Sivo, Technical Director

Office: 860-987-6063

Cell: 860-819-1347

msivo@bushnell.org

Jason Philbin, Business Agent

Office: (860) 233-8821, Fax: (860) 233-8827

Mike Sullivan Jr., Head Carpenter,

Office: (860) 987-5948

Email: Mortensen_HeadCarpenter@bushnell.org

LIGHTING

Service: (2) 400-amp three-phase disconnects on each side of the stage.
 Downstage left and right.

Additional 225-amp. upstage left and (2) 200-amp. Upstage right in loading dock annex

Circuits:

FOH

Ceiling coves 16
Balcony Rail 32
Box Booms 12 per side, 24 total
No DMX inputs

STAGE

4-4 circuit drops SL 16
4-4 circuit drops SR 16
4-12 circ. boxes SR 48
96 fixed circuits (48 stage left, 48 stage right)
16 torm. circuits (8 stage left, 8 stage right)
All of the above circuits are 2.4 K

FOH Units:

(16) Source Four, 10 Degree in ceiling cove positions 750 watt
(16) Source Four, 19 Degree in box boom positions
(4) Source Four, 26Degree in balcony rail position

Additional Units:

(24)-Source Four, 26 Degrees
(18)-Source Four, 36 Degrees (50) Par 64 Medium

(6) Chroma Q RGBA LED Strip lights
(51) ETC Color source Pars

Dimmers:

ETC SENSOR-dimmer per circuit 288 2.4K dimmers

Lighting Console: ETC ION 4 DMX universes w/USB-A port for USB storage w/ 40- Fader wing 5000 channels;65.536 output addresses

Follow-spots: (3) – Lycian model 1293X- 3K Zenon

Contact: Head Electrician, Robyn Joyce
Email: rjoyce@bushnell.org
Booth: (860) 987-5922
Cell: (240) 644-8546

SOUND

The Bushnell Front of House Sound System was installed in 2014 and includes a high-quality PA capable of reproducing music clearly and without distortion with headroom to exceed 106db at the mixing position and with even coverage throughout the full audience areas.

Main Console: Avid Venue Profile
(2) Stage Racks
(5) Mix Engines

Powered Monitors: (4) Anchor AN-1000
(2) EV model # ZLX – 12P
(2) EV model # ZLX – 15 P

Power Service: 200 amp, 3-phase transformer. Isolated disconnect. Stage Right

House PA system

FOH Line array: 8x Q 1 + 1 x Q10 per side
Center Cluster: 9x V8 + 3x V12
Subwoofers: 4x J-Sub flown + 2x J-Infra ground
Front Fills: 6x E6
Orchestra Delay: 10x E6
Balcony Delay: 6x E8
Amplifiers: (10) D&B D-80
System Control: Remote Interface (2x Meyer Sound Galileo 616)

Other Speakers:

Monitors: (2) UPA-1A
(4) EvxW12 Floor Wedges

Microphones: (5) Shure SM 57, (6) Shure SM 58,
(3) Shure Beta 58, (1) Shure UP 88 Stero Mic
(8) AKG C-535, (3) Sennheiser 421,
(4) Audio Technica Uni-Point Podium Mics

Microphones

Wireless: (8) Shure UHF Handhelds w/Beta 87 Capsules
(6) Sony Lavaliers w/MKE2 Microphones
(6) channels of Shure UHF Handheld or lavaliers

CD Player: (1) Denon DN- D4500 MK2 Dual CD USB Player

House Intercom: (8) Headsets and Belt Packs

CS-200 4-channel main station
4 stations HME Wireless Com

Projection Booth: 8 Dedicated Lines

Video Monitor: FOH monitors located Stage Right and Stage Left
2 monitors on fly floor
Backstage paging system available.

Contact: Head Sound, Emery Roth
Booth: (860) 987-5928
Cell: (617) 840-9573
Email: Emery@er3designs.com

DRESSING ROOMS

All stage-right, with program feed and paging available

Stage level: Green Room/ Star Dressing Room with private lavatory and shower.
(DSL / Phone Available, room has a TV, small fridge and microwave))

Conductor's Room/ Stage Manager's room with private lavatory
(Phone Available, very small room)

2nd Floor: 202 1 room, 5-person (DSL/ Phone Available)
203 1 room, 4-person (DSL/ Phone Available room has sofa & small fridge)
204 1 room, 3-person (Phone Available)
205 1 room, 3-person
206 1 room, 3 person
1 lavatory with shower

3rd Floor: 202 1 room, 5-person
303 1 room, 4-person
204 1 room, 3-person
205 1 room, 3-person
206 1 room, 3 person
1 lavatory with shower

4th floor: 1 room, 10-person with sink
1 room, 14-person or wardrobe room with sink
1 lavatory with shower

5th floor: 1 room, 14-person or wardrobe room
1 lavatory

Under stage: Wardrobe room with 3 washers, 2 dryers and deep sink
Dressing room 10-person with sink (Wig Room)

Production offices: Located in Basement
Room A- 13' x 15'
Room B-13'x 8'
Both rooms wired with phone & internet

VIDEO & FILM PROJECTION

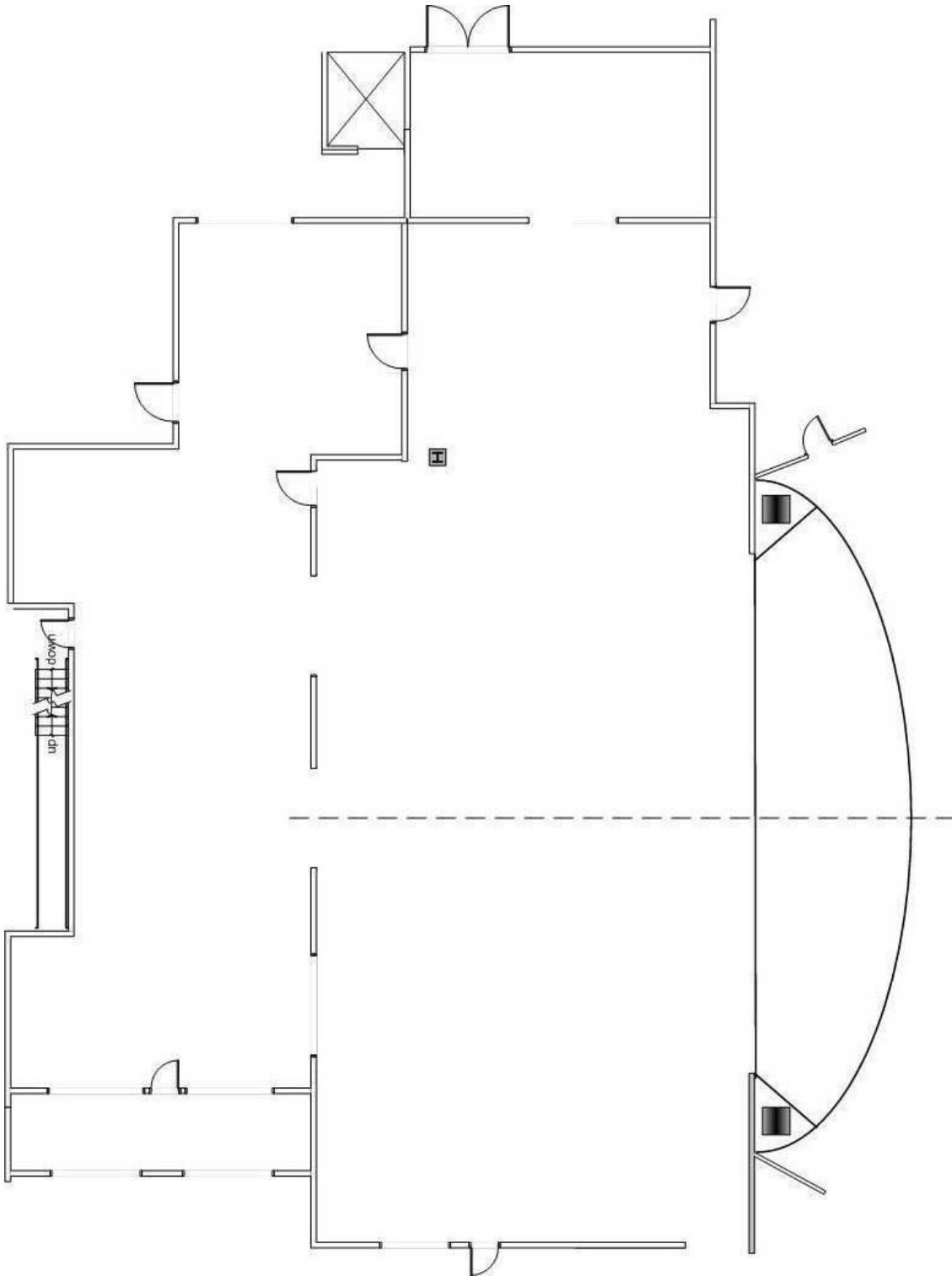
Movie Screens: 1- 22' x 41'
Projectors: 1 - 16mm projector: Eastman, Model 25B with Christie
 2000-watt xenon lamps
 2 - 35mm projectors: Century, Model HH with ORC
 4000-watt xenon lamps

Projection Platform: Off Front of Mezzanine
 9' long x 3'4" wide

Distance from Spotlight/Booth to Plaster Line: 157'

- *Projection booth distance to stage approximately 200'*

STAGE PLOT



LINESET SCHEDULE

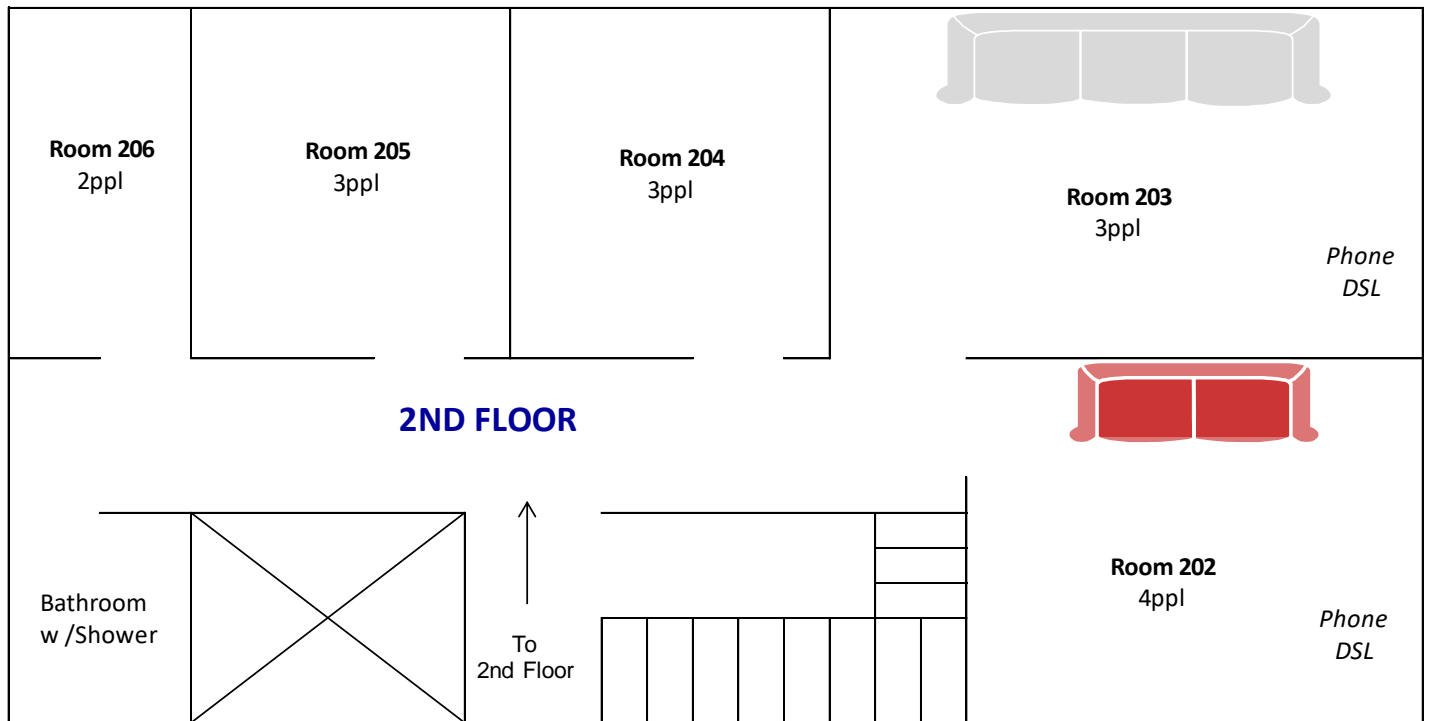
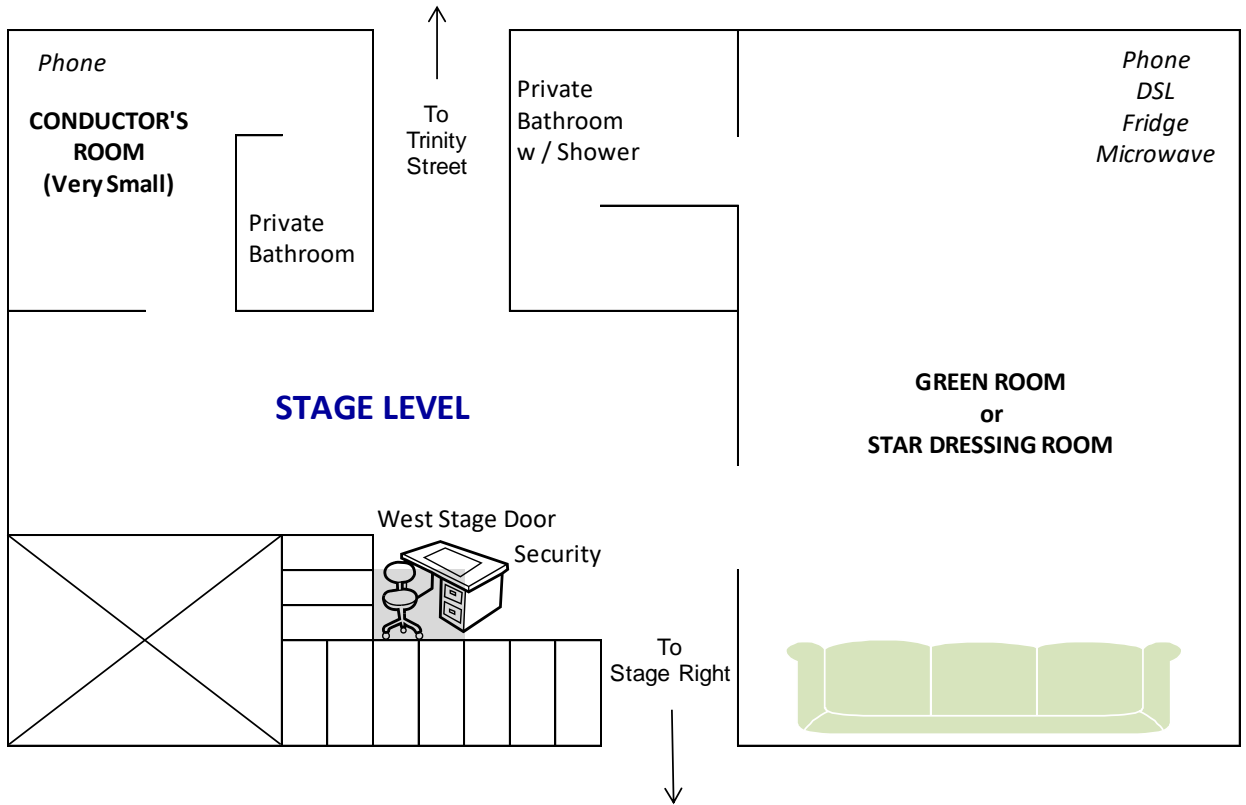
HOUSE	SHOW	DISTANCE	DESCRIPTION	WEIGHT	NOTES
LINE SET	LINE SET	FROM 0'-0"			
H/C		1'-0"	HOUSE CURTAIN		
1		1'-7"	# 1 Symphony lights		
2		2'-4"	<i>house portal legs</i>		
3	;	3'-0"			
4		3'-8"			
5		4'-4"			
6		5'-0"	#1 SYMPHONY SHELL	775	
7		5'-8"			
8		6'-4"			Can't kick (welded to grid)
9		7'-0"	<i>#1 house border</i>		Can't kick DS
10		7'-8"	<i>#1 house legs</i>		
11		8'-4"	# 2 Symphony lights		
12		9'-0"			
13		9'-8"			
14		10'-4"			
15		11'-0"			Can't kick US
16		12'-4"	#2 SYMPHONY SHELL	735	
17		13'-0"	<i>#2 house border</i>		
18		13'-8"	<i>#2 house legs</i>		
19		14'-4"			
20		15'-0"	# 3 Symphony lights		
21		16'-4"			Can't kick DS
22		17'-0"			
23		17'-8"			
24		18'-4"			
25		19'-0"	#3 SYMPHONY SHELL	725	
26		19'-8"	<i># 3house border</i>		
26A		20'-4"	<i># 3house legs</i>		
27		21'-0"			Can't kick DS
28		21'-8"			
29		22'-4"	# 4 Symphony lights		
30		23'-0"			
31		23'-8"			
32		24'-4"			
33		25'-0"			
34		25'-8"	#4 SYMPHONY SHELL	650	
35		27'-0"	<i>#4 house border</i>		Can't kick DS
36		27'-8"	<i># 4house legs</i>		
37		28'-4"			
38		29'-0"	# 5 Symphony lights		

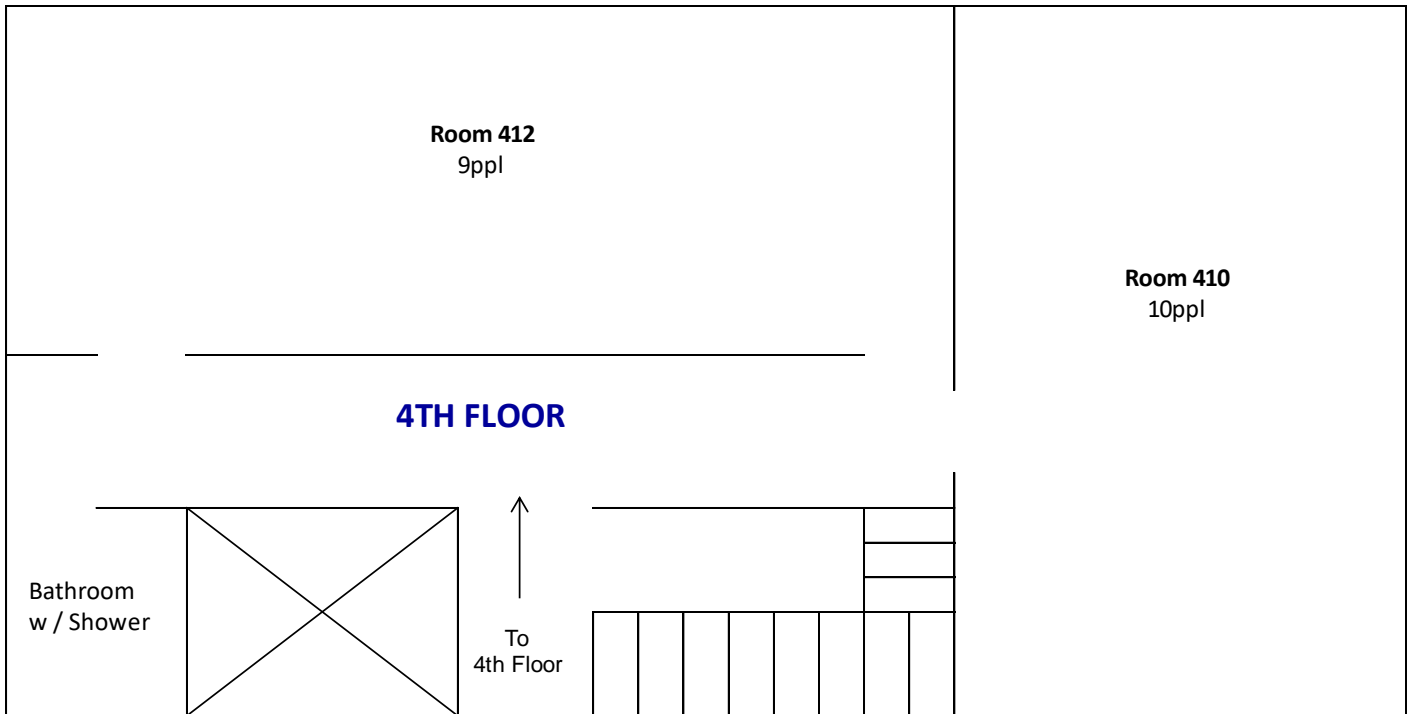
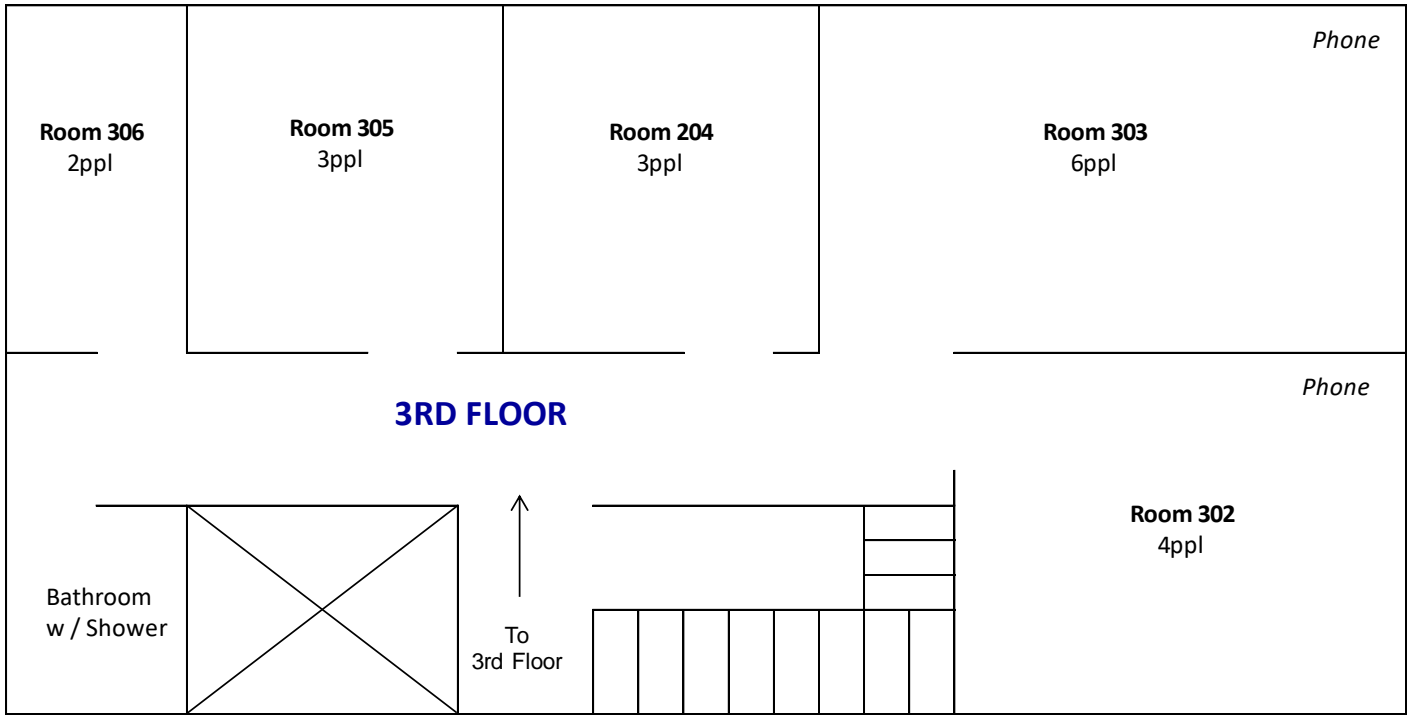
39		29'-8"			Can't kick US
39A		30'-4"			Can't kick (welded to grid)
40		31'-0"			
41		31'-8"			
42		32'-4"	#5 Symphony Shell	600	
43		33'-0"	<i># 5 House border</i>		
44		33'-8"	<i>#5 House legs</i>		
45		34'-4"			
46		35'-0"			
47		35'-8"			
48		36'-4"			
49		37'-0"			
50		37'-8"	<i>house black drop</i>		
51		38'-4"	Movie Screen (storage)		4 line set only/ 48' pipe length

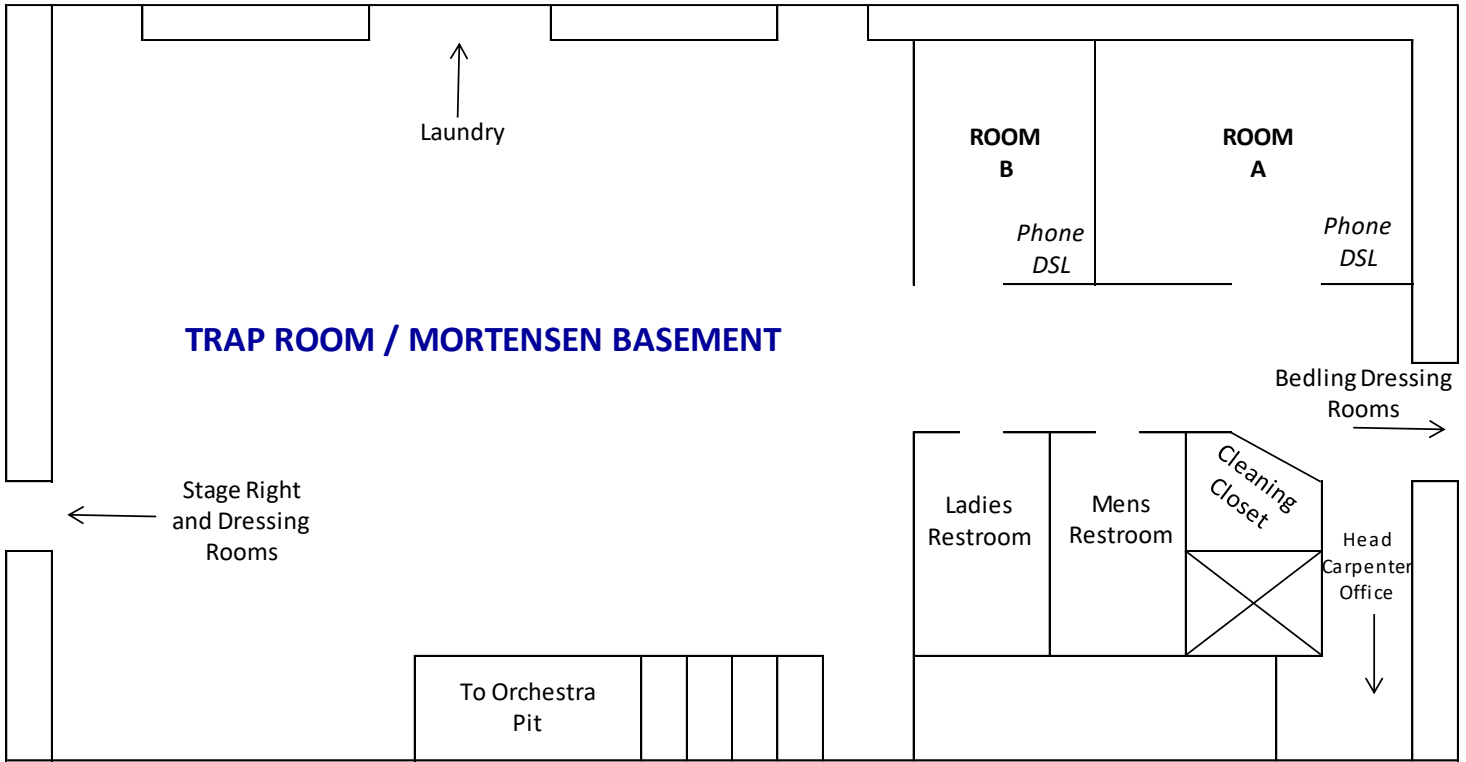
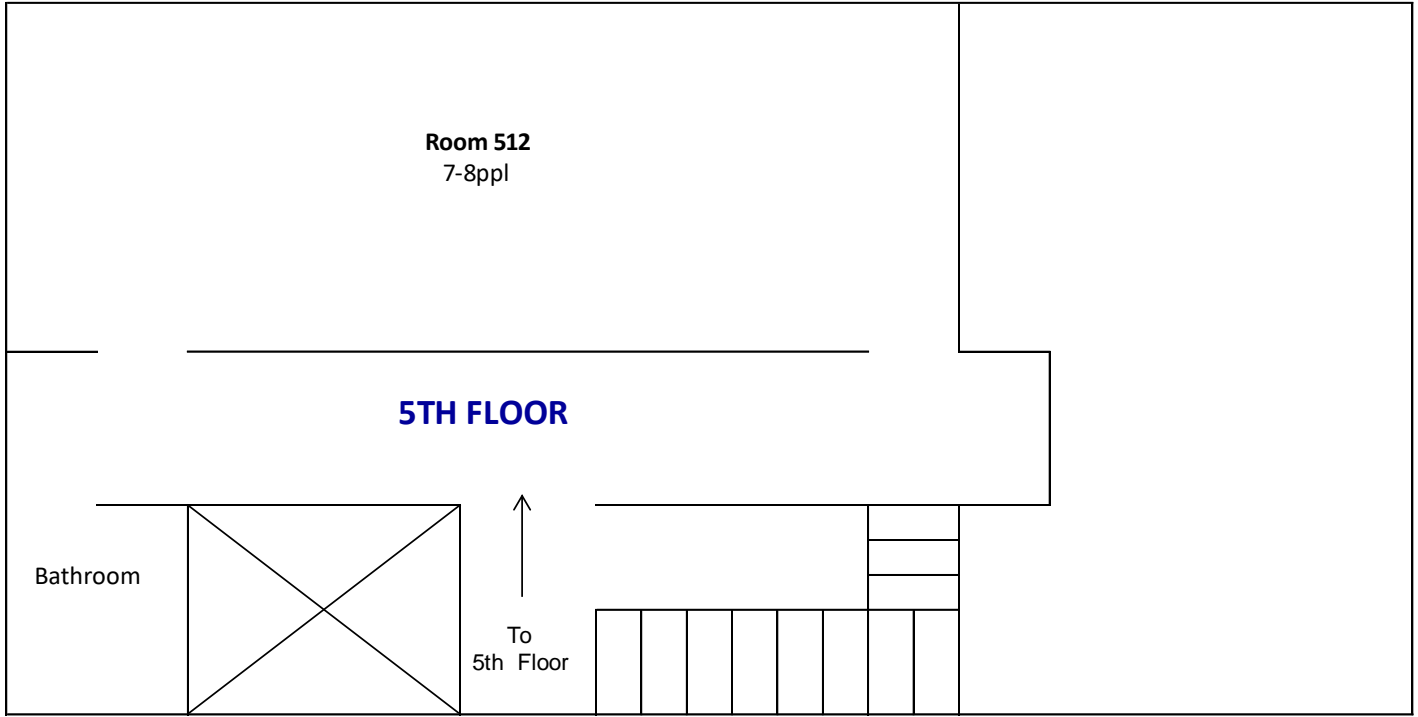
NOTE : 0'-0" MEASUREMENT IS TAKEN FROM PLASTER LINE @ SMOKE POCKET

1. Symphony shells & Lights can be moved, or, if needed, taken down and stored.
2. Single spot lines and sheaves are available.
3. Movie screen can be moved but must be stored in the air.
4. The counter weight system is double purchase with 65,000 lbs. of available counterweight.
5. Arbor capacity's are all 1000 lbs at pipe end.
6. Lenth of system pipe 60'-0" and all schedule # 80.
7. Run of pipe is 62'-0"

MORTENSEN HALL
Dressing Room
Layout

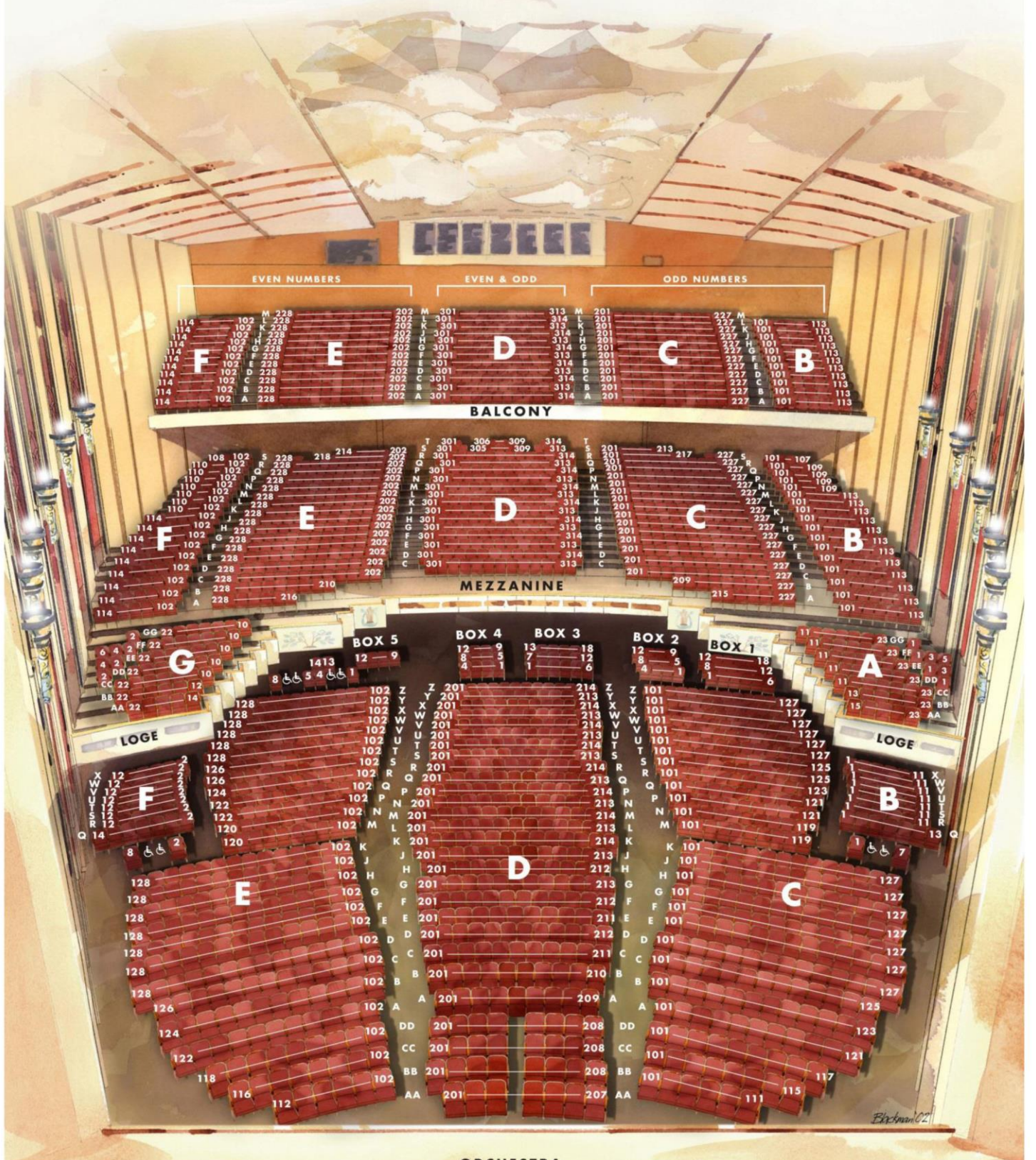






WILLIAM H.
MORTENSEN HALL

THE BUSHNELL CENTER
 FOR THE PERFORMING ARTS



Orchestra Level: 1,159

Mezzanine Level: 988

Balcony Level: 652

TOTAL: 2,799